

The background of the slide features a dark, textured surface. Scattered across it are various geometric shapes and paper cutouts. In the upper center, there is a stack of three light-colored wooden blocks. To the right of the blocks is a light-colored wooden pyramid. In the foreground, there are several white paper cutouts with a black dot pattern. One is a large, irregular shape on the left, and others are smaller, irregular shapes scattered in the center and right. The text is overlaid in a bold, orange, sans-serif font.

Welcome to the PlayTank!

Re_____ing Research

Alli Edwards, Alicia Flynn, Sarah Healy

Sarah Healy

@EduTH1NK



- **PhD Research**

A c(art)ographic inquiry into how pedagogy comes to life by creating the conditions for intense encounters with learning to occur - and how this is implicated in an affirming ethics

- **Who am I bringing into this playtank?**

Spinoza | Deleuze-Guattari | Rosi Braidotti - doing research with an ethics of joy

Alli Edwards

@allinote



- **PhD Research**

How do we think/work/play together in Co-Design workshops, and what roles do the designed materials play in that assemblage?

- **Who am I bringing into this playtank?**

Rosi Braidotti | Deleuze-Guattari | Tim Ingold | Lisa Grocott

Alicia Flynn

@LeishFly



- **PhD Research**

“The dance of relating: composting pedagogies for learning-with the world”

What happens when we make space for more-than-human play in high school pedagogies and research methodologies?

- **Who am I bringing into this playtank?**

Haraway | Tsing | Wurundjeri Land | Stengers | Myers | Braidotti | Moreton-Robinson | Common Worlds Research Collective

Inquiring-with the serious play of anti-colonial composting logics

Alicia Flynn

@LeishFly




Housekeeping



Theoretical Backstory

‘becoming intimate with the world’
(Braidotti, 2018)



Theoretical Backstory

What do we want to become?

How might research/ers become
otherwise?

How might we expand what constitutes
the empirical?

**Welcome to the
Playtank!**



Welcome to the Playtank!



‘making-with’ as an open ended proposition (Haraway, 2016)

Welcome to the Playtank!

In the act of figuring lies the capacity of design to be “performative, negotiative, adaptive, situated, and discursive” through practices that may be “purposive, inquisitive, informed, adaptive, methodical, and communicable”

(Grocott, 2013, p. 14, Designerly Ways of Researching: Rethinking the Design Process).



Micro

Making and mapping players in your personal research space

Intermezzo - an Ideal Playground

Part 1. Move affirming players (relations) into a shared playground.

Follow the playground rules!

Intermezzo - an Ideal Playground

Part 2. Using systems cards to think with the materials and map the relations.

Macro - Ontologies | Power | Politics

Mapping experiences of hierarchy / power / politics into your ideal playground.

Ask yourselves:

- Where are transversalities at work?
- Where are the spaces of resistance?
- How might we activate a more affirming research practice?




A Return - The Politics of Practice

How do **you** activate the potential of research in the academy?

What are **we** capable of becoming?

How might **we** enlarge what counts as empirical research?



A Return - The Politics of Practice

“The idea is to do collaborative research [with humans and otherwise], to be in touch, in ways that enable response-ability” (Barad, 2012, p. 208)

How are we Re_____ing our Research?



Appendix for Figshare DEC 2019 Structure

Post Structural Sig Spaces B202b - 1:30-3pm

1:30-50

Intro, Housekeeping, Intro to day

Alli and Sarah talk

Slides on screen.

Acknowledge Country

Intro to each + Alicia Bio Video (1 min each)

Play video

Sarah Background Theory + Alli Play Tank

Alicia video- more than the sum of our parts

Play video

1:50-2pm

Personal research space (Micro)

Playdough, small white card, shapes.

5min

Map players in your research space using the materials

4 min

Two minutes each- Share out thoughts

2-2:30

Ideal playground (Intermezzo)

Add string, and big paper.

Start by adding player from each space.

After they are making, use cards to prompt if wanted.

Add the system card

maybe

Do a minute observation

2:30-2:50:

Hierarchies, Relations, (Macro)

Add the 3d Shapes

2:50-3

Prepare to share


3:pm

Volunteers share what they made

In circle find yourself and relate back

3:30 end

Results











4:22



Tweet



Lucinda McKnight
@LucindaMcKnight8



Fantastic session today. Thanks so much to all three of you! Playful, meaningful and delightful- great energy and integrity... even composting the workshop material afterwards!



Alicia Flynn @LeishFly · 1h

The Playtank is the research-creation/play experiment of @eduTH1NK @allinote and @LeishFly but the other two are doing the physical and emotional labour of birthing this baby! Go girrrls! #stayingwiththetrouble #do...

3:57 pm · 4/12/19 · [Twitter for iPhone](#)

2 Likes



Tweet your reply

